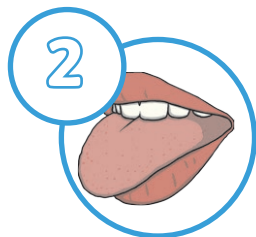


# 10 Ways to Practise Phase 1 Phonics Alliteration at Home



1 Continue an alliteration string.




2 Make up funny tongue twisters.



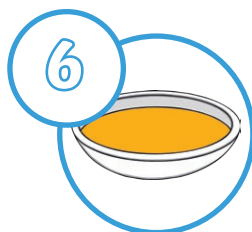
3 Play 'Alliteration Bingo'.



4 Collect same-sounding things.




5 Play 'I Spy'.



6 Play 'Silly Soup'.



7 Play 'Zayn the Zoo Keeper'.



8 Make an alliteration bottle.



9 Find the sounds.



10 Play 'In my Bag I Packed...'

## 10 Ways to Practise Phase 1 Phonics Alliteration at Home

1



This is a really easy game to play in the car or while waiting. Play a game continuing an alliteration string, each taking turns to think of a new thing beginning with the same phonic sound. Don't worry about the spelling, like cake and kite, as they still start with the same sound.

2



Have fun making up your own funny tongue twisters. Make them as silly as you can. E.g. Funny Phil felt faint. Oh no, he's falling!

3




Play a game of 'Alliteration Bingo' together. This [Initial Sound Bingo and Lotto Game Pack](#) has lots of letter sounds to choose from. You may like to start with the sound of your child's initial and add their picture in to the game too.

4



Challenge your child to make a collection of same-sounding things. Let them choose the letter sound they would like to start with. This [Same Sounds Tray Busy Bag Resource Pack for Parents](#) gives a step-by-step guide to an adult-led version of this activity.

5



Play 'I Spy with My Little Eye'. Again, don't worry about the spellings: if it starts with the same sound, allow the object in the game.

## 10 Ways to Practise Phase 1 Phonics Alliteration at Home

6

You will need a saucepan, a wooden spoon, and a collection of objects to play 'Silly Soup'. 'Silly soups' are made by adding the alliterative objects into the saucepan and mixing them, pretending to make a soup. Encourage your child to say the names of the objects as they add them to the soup, so they can hear the alliterative sounds.



7



Zayn the Zoo Keeper loves to name the animals in his zoo. Can your children help him? Help your children come up with alliterative names for animals, e.g. Shelly Sheep and Ceri Camel. There could be whole families of animals, such as mother and father bears Betty and Boris and their three cubs Bo, Blue, and Bill.

8

In quiet times, your child can look closely at the objects in a sensory bottle and find pairs of objects that begin with the same sound. This [Alliteration Sensory Bottle](#) is full of ideas of things to include in the bottle.



9



Together, look at these [Alliteration Nonsense Display Posters](#). Can your child work out which sound the poster is showing? Ask your child what the posters show. Correct any words that are wrong, e.g. it's a boat and not a ship in the poster.

10

This is another great game to play when filling downtime. Play a memory game but all the items in the bag must begin with the same sound. Start with 'I packed my suitcase, I'm going on a trip and in my bag I packed a...'. The next person says the initial item plus adds one of their own and so on.

