

# Maths



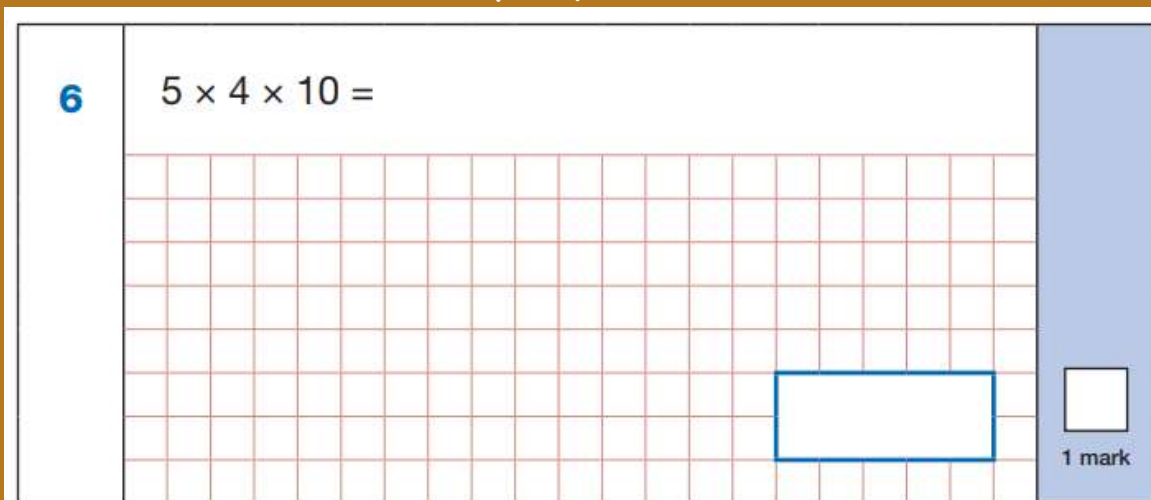
Welcome!

Come on in and take a seat (don't hide at the back)!

### Example questions:

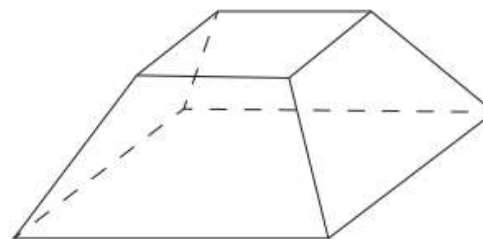
- The key stage 2 maths test comprise:
  - Paper 1: Arithmetic (40 marks)
  - Paper 2: Reasoning 1 (35 marks)
  - Paper 3: Reasoning 2 (35 marks)
- 
- Pupils will have 30 minutes to complete test 1, answering the questions in the test paper.
  - The two reasoning papers give the children 40 minutes to answer each paper.

**6**  $5 \times 4 \times 10 =$



1 mark

**11** Here is a drawing of a 3-D shape.



Complete the table.

Number of faces	Number of vertices	Number of edges

2 marks

Remember - it is an end of key stage assessment;  
not just an end of Year 6 test!

KS2 Maths SATS papers analysis					
Percentage of questions from each year group curriculum across Arithmetic and Reasoning					
Year	2017	2018	2019	2022	2023
Year 3	7	9	10	8	12%
Year 4	26	18	21	23	20%
Year 5	25	26	21	32	32%
Year 6	41	47	47	37	36%

### KS2 Maths SATS papers analysis


Percentage of questions by content domain

Content domain	2017	2018	2019	2022	2023
Number & PV	9	10	9	9	11
Calculations	22	29	30	38	32
FDP	14	14	24	25	26
Ratio & prop	9	6	8	6	7
Algebra	9	9	6	3	4
Measurement	14	13	9	7	8
Shapes	9	10	7	6	5
Pos & direction	3	4	3	2	2
Statistics	11	6	4	3	4

The range of questions covers all areas of the curriculum but FDP (Fractions, decimals and percentages) & Calculations (adding, taking away, multiplying and dividing) and over half of all the papers!

## Sample questions

In your pack there are sample questions from one of the past papers. It will give you an idea what types of questions the children are asked.

9	$56.38 + 24.7 =$ 	<input data-bbox="1877 1173 1975 1276" type="text"/> 1 mark
---	---	--

<b>9</b>	<b>81.08</b>	<b>1m</b>
----------	--------------	-----------

35

$$4\frac{2}{3} - 1\frac{6}{7} =$$

A large grid of red lines for working out the calculation. The grid is 18 squares wide and 10 squares high. A blue rectangular box is drawn on the grid, spanning 4 squares in width and 2 squares in height, positioned in the lower right area of the grid.

1 mark

35

$$2\frac{17}{21}$$

OR


$$\frac{59}{21}$$

1m

Accept equivalent mixed numbers, fractions or the **exact** decimal equivalent, e.g.  $2.\overline{809523}$  (accept any unambiguous indication of the recurring digits).

**Do not** accept rounded or truncated decimals.

10



Write the correct symbol in each box to make the statements correct.

$11 \times 12$    $15 \times 10$

$90 \div 30$    $60 \div 20$

$120 \div 4$    $160 \div 8$

$30 \times 8$    $100 \times 10$

2 marks

10

Award **TWO** marks for all symbols correct, as shown:

$11 \times 12$	$<$	$15 \times 10$
$90 \div 30$	$=$	$60 \div 20$
$120 \div 4$	$>$	$160 \div 8$
$30 \times 8$	$<$	$100 \times 10$

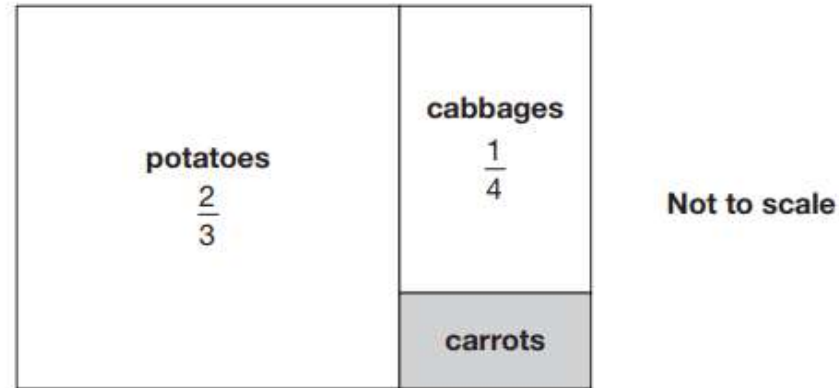
Award **ONE** mark for any three symbols correct.

Up to  
2m

18

This is a diagram of a vegetable garden.


It shows the fractions of the garden planted with potatoes and cabbages.



The remaining area is planted with carrots.

What **fraction** of the garden is planted with carrots?

Show  
your  
method



2 marks

18

Award **TWO** marks for the correct answer of  $\frac{1}{12}$  or an equivalent fraction.

If the answer is incorrect, award **ONE** mark for:

- sight of  $\frac{11}{12}$

**OR**

- evidence of appropriate method, e.g.

- $\frac{2}{3} + \frac{1}{4}$

$$\frac{8}{12} + \frac{3}{12} = \frac{10}{12} \text{ (error)}$$

$$1 - \frac{10}{12} =$$

- $1 - \frac{2}{3} - \frac{1}{4} =$

Up to  
2m

Answer need not be obtained for the award of **ONE** mark.



<b>20</b>	<p>Award <b>TWO</b> marks for the correct answer of 30</p> <p>If the answer is incorrect, award <b>ONE</b> mark for evidence of an appropriate method, e.g.</p> <ul style="list-style-type: none"><li>• <math>17.5 \times 12 = 210</math> <math>15 \times 12 = 180</math> <math>210 - 180 =</math></li></ul> <p><b>OR</b></p> <ul style="list-style-type: none"><li>• <math>2.5 \times 12 =</math></li></ul>	<b>Up to 2m</b>	Answer need not be obtained for the award of <b>ONE</b> mark.
-----------	--	-----------------	---

## The 2023 Maths scoring system

A scaled score of 100 or more shows the pupil has met the expected standard in the test.

Level	Raw Score Out of 110	Scaled Score Out of 120
Above Age Group Expectation	94 - 110 85%	110 - 120
Achieved Age Group Expectation	56 - 93 51%	100 - 109
Below Age Group Expectation	0 - 55	80 - 99

## The 2022 Maths scoring system

A scaled score of 100 or more shows the pupil has met the expected standard in the test.

Level	Raw Score Out of 110	Scaled Score Out of 120
Above Age Group Expectation	96 - 110 87%	110 - 120
Achieved Age Group Expectation	58 - 95 52%	100 - 109
Below Age Group Expectation	0 - 57	80 - 99

**THANK YOU VERY MUCH FOR COMING IN!**

